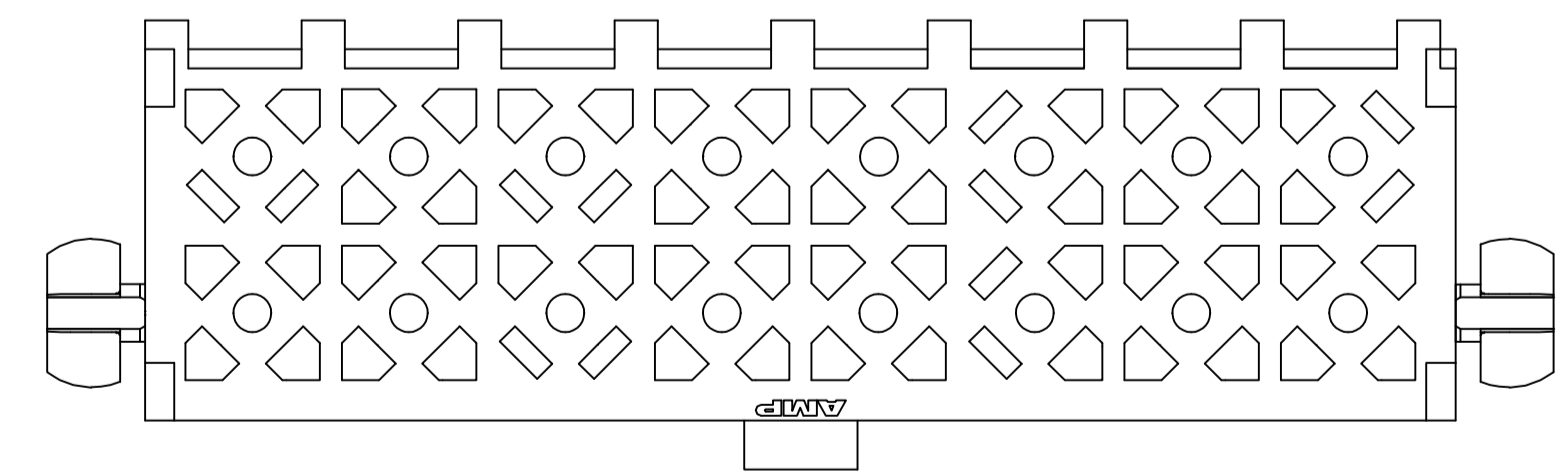
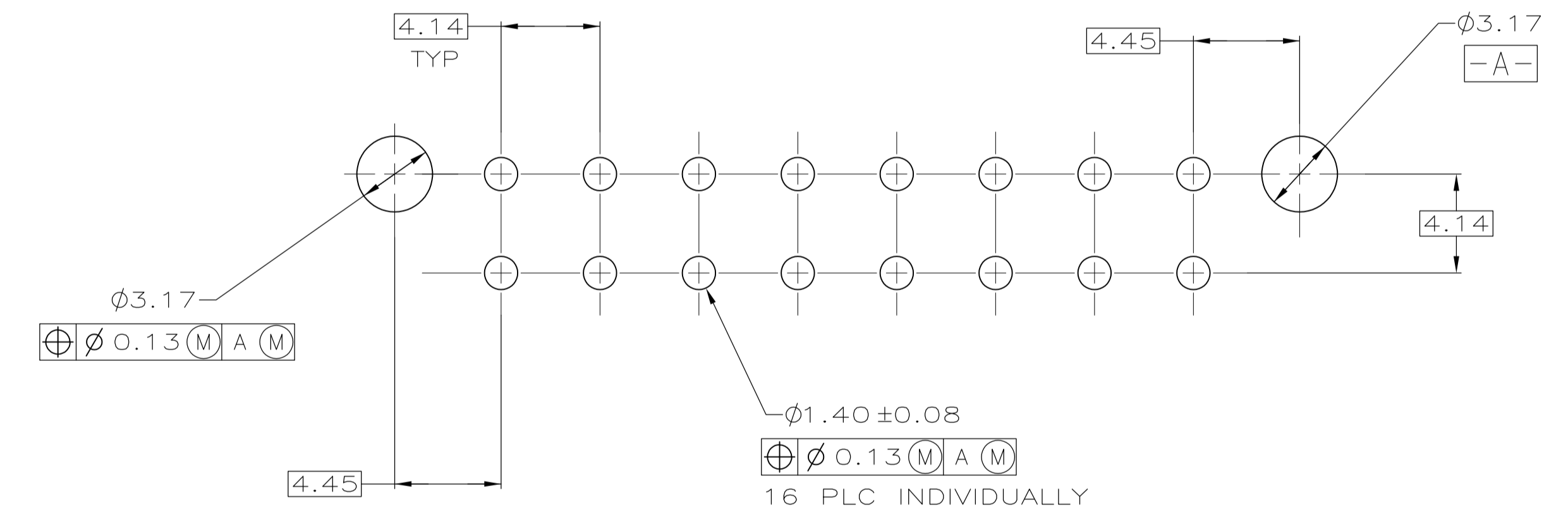
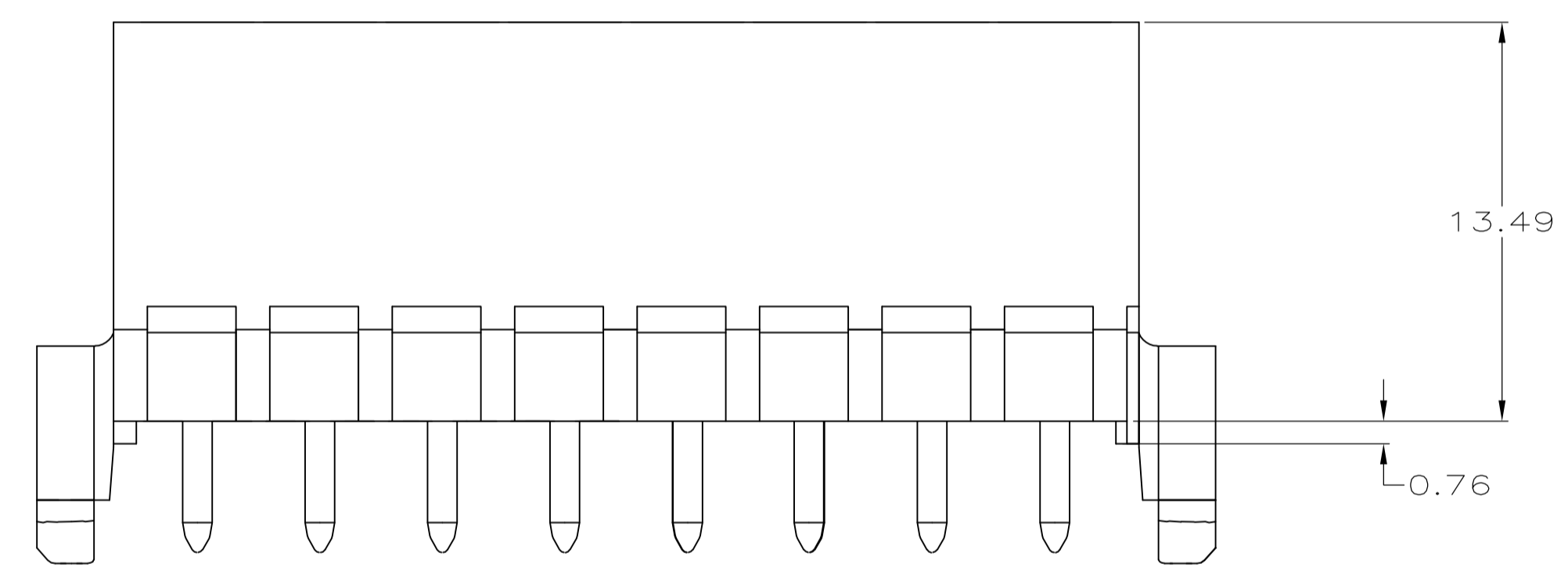


- PINS TO COMPLY WITH AMP SOLDERABILITY SPEC. 108-11-3.
- 0.00381 MIN MATTE TIN LEAD OVER 0.00127 MIN NICKEL.
- 0.00076 MIN GOLD PLATE IN THE LOCALIZED PLATE AREA, 0.00381 MATTE TIN LEAD IN THE LOCALIZED PLATE AREA, BOTH OVER 0.00127 MIN NICKEL.
- 0.00381 MIN MATTE TIN OVER 0.00127 MIN NICKEL.
- 0.00076 MIN GOLD PLATE IN THE LOCALIZED PLATE AREA, 0.00381 MATTE TIN IN THE LOCALIZED PLATE AREA, BOTH OVER 0.00127 MIN NICKEL.



BRASS, GOLD	5	NYLON, UL94V-0	WHITE	1-794068-1
BRASS, TIN	4	NYLON, UL94V-0	WHITE	1-794068-0
BRASS, GOLD	3	NYLON, UL94V-0	WHITE	794068-2
BRASS, TIN-LEAD	2	NYLON, UL94V-0	WHITE	794068-1
MATERIAL	FINISH	MATERIAL	COLOR	PART NO.

THIS DRAWING IS A CONTROLLED DOCUMENT.

DIMENSIONS: mm 	TOLERANCES UNLESS OTHERWISE SPECIFIED: 0. PLC ± - 1. PLC ± - 2. PLC ± 0.13 3. PLC ± - 4. PLC ± - ANGLES ± -	DWN: S CARPENTER 09JUN05 CHK: R JONES 29JUL2003 APVD: R JONES 29JUL2003 NAME: R JONES PRODUCT SPEC: - APPLICATION SPEC: - WEIGHT: - CUSTOMER DRAWING	STE TE Connectivity HEADER ASSEMBLY, 16 CKT, DOUBLE ROW VERTICAL, MINI UNIVERSAL MATE-N-LOK SIZE: A1 CAGE CODE: 00779 DRAWING NO: 794068 SCALE: 5:1 SHEET: 1 OF 1 REV: F
--------------------	---	---	--